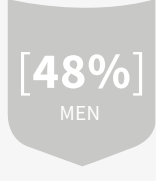



WashU Law

Class of 2022



229 Students



LSAT & GPA Medians

169

3.83

25th » 75th

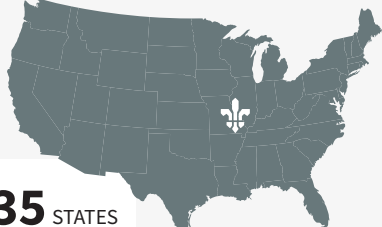


162 » 170



3.40 » 3.93

States & Countries Represented



35 STATES
+ D.C.

International Students

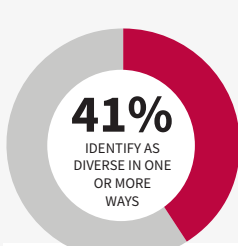


25 STUDENTS
FROM **7** COUNTRIES

Languages Spoken

24 LANGUAGES
SPOKEN BY 97
STUDENTS

Diversity



1% AMERICAN INDIAN
ALASKAN NATIVE
15% ASIAN
9% BLACK
AFRICAN AMERICAN
4% LATINX
17% LGBTQIA+

Military Branches



ARMY & NAVY REPRESENTED

Undergraduate Degrees



64 MAJORS
INCLUDING **16%** STEM

1st Generation College Students



[14%]



WashU Law

Employment & Experience

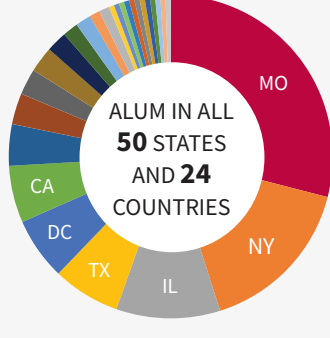
2018 Employment Locations

27 STATES

5 COUNTRIES

CHINA
HONG KONG
IRELAND
JAPAN
SAUDI ARABIA

Global Reach



Class of 2018 Employment Types

LARGE LAW FIRM & CLERKSHIP

59%

15%

14%

11%

GOVERNMENT & PUBLIC INTEREST

BOUTIQUE & MID SIZE FIRM

IN-HOUSE & BUSINESS

EDUCATION (1%)

2019 Clerkships



15% | **22** FEDERAL + **13** STATE

AS OF OCTOBER 2019, 10% OF THE CLASS OF 2020 HAS ACCEPTED FEDERAL CLERKSHIPS

Trial & Advocacy



15 COURSES + **9** COMPETITIONS

Academic Journals



LAW REVIEW, JOURNAL OF LAW
& POLICY, GLOBAL STUDIES LAW
REVIEW, JURISPRUDENCE REVIEW

Clinical Education Program



[18]

Study Abroad & Semester Exchange Programs



[16]